
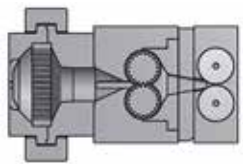


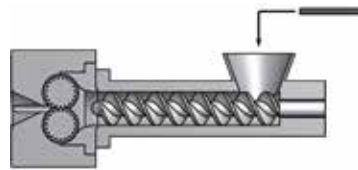
ROLL-EX® TYPES



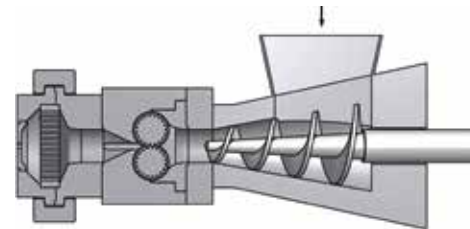
roll-ex®		70				120				150				220				300				600			1000		
Type		TRF	SF	DSE	AO	TRF	SF	DSE	AO	TRF	SF	DSE	AO	TRF	SF	DSE	AO	TRF	SF	DSE	AO	TRF	DSE	AO	TRF	DSE	AO
max. output warm	kg/h			400	400	1000		1000	1000	1500		1500	1500	1500		1500	1500	3500		3500	3500	6000	6000	6000	10000	10000	10000
max. output cold	kg/h	250	400			600	1000				1500			1000	1500				3500								



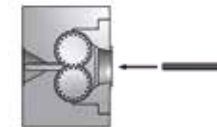
TRF Two Roll Feeder



SF Screw Feeder






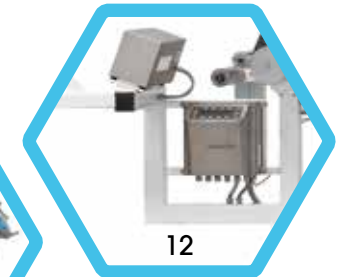





DSE Conical Twin-Screw Feeder



AO Add-on

ROLL-EX® ACCESSORY



- Cleaning station for breaker plate (1)
- Transport carts for breaker plate (2)
- Take-off roll with loop sensor, for inline operation (3)
- Take-off device, for cold feeding (4)
- Strip accumulator, horizontal (5)
- Moving device (6)
- Preformer (7)
- Tube die (8)
- Automatic screen changer (9)
- Cutting device (10)
- Bypass conveyor (11)
- Metal detector (12)
- Data-Lox -Data Logging system (13)
- Management system of process parameter (13)
- Remote access computing system (13)